

Source: ESRI®, 2024

Population Overview

Population 2024:	42,049
Population 2025:	42,372
Female Population 2024:	21,662
Male Population 2024:	20,388
Diversity Index:	27

Population By Race

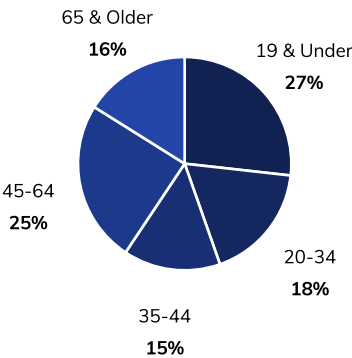
White:	88%
Two or More Races:	6%
Black or African American:	3%
Hispanic or Latino:	3%
Asian:	2%
Some Other Race:	1%
American Indian:	Below 1%
Native Hawaiian or Pacific Islander:	Below 1%

Workforce

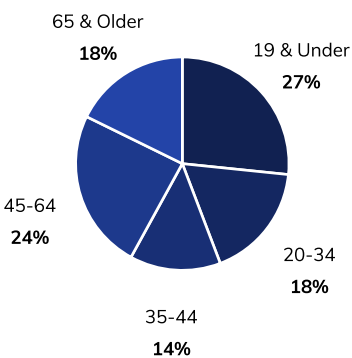
Total Workforce:	22,392
Employed:	97%
Unemployed:	3%

Population

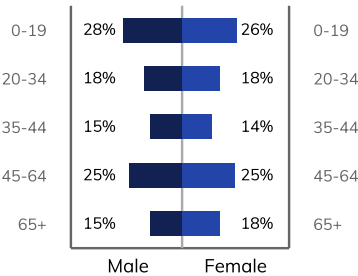
Population By Age 2024



Population By Age 2025



Age & Gender 2024



Median Age 2024



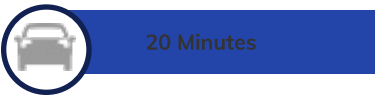
Households



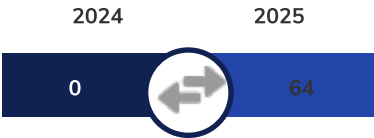
Total Families



Average Daily Commute



Net Migration



Housing Overview

2024 Median Home Value:	\$216,279
2025 Median Home Value:	\$275,560
2024 Total Housing Units:	18,022
2024 Owner Occupied Units:	13,389
2024 Renter Occupied Units:	3,679
2024 Vacant Units:	954
2025 Total Housing Units:	18,319
2025 Owner Occupied Units:	13,716
2025 Renter Occupied Units:	3,679
2025 Vacant Units:	1,119

Employment by Industry

Manufacturing:	3,307
Health Care/Social Assistance:	3,192
Retail Trade:	2,622
Educational Services:	1,825
Professional/Scientific/Tech Services:	1,701
Construction:	1,444
Accommodation/Food Services:	1,407
Finance/Insurance:	1,375
Transportation/Warehousing:	724
Admin/Support/Waste Management Services:	714
Other Services:	684
Wholesale Trade:	571
Public Administration:	570
Information:	447
Utilities:	411
Real Estate/Rental/Leasing:	397
Arts/Entertainment/Recreation:	261
Agriculture/Forestry/Fishing/Hunting:	146
Mining/Quarrying/Oil & Gas Extraction:	0
Management of Companies/Enterprises:	0

Income

Median Household Income



Average Household Income



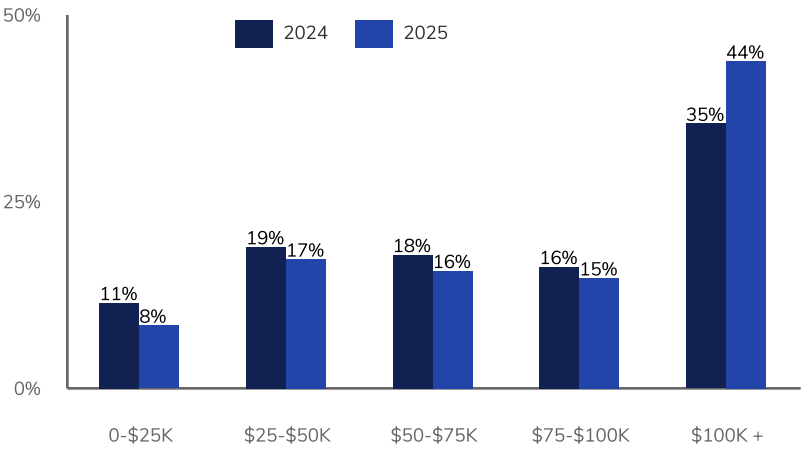
Per Capita Income



Income Growth

Per Capita Income Annual Growth Rate	2.85%
Median Household Income Annual Growth Rate	2.64%

Household Income Distribution

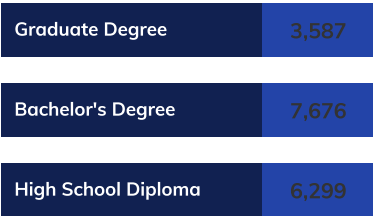


## Description

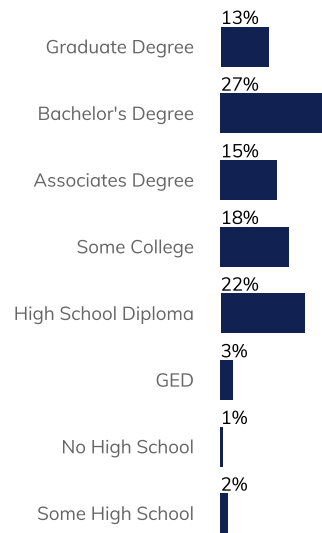
Marion is one of the Midwest's fastest growing cities – and one of the youngest per capita. We pride ourselves on being the best place in Iowa to raise a family and grow a business. Whether you enjoy music in the City Square on a warm summer night, Christmas in the Park in December, the nationally-acclaimed Marion Arts Festival in the spring, or walking the trails on a crisp fall morning, it's no wonder Marion is named one of the 10 Best Towns for Families by Family Circle Magazine. Marion, IA, located in ICR Iowa, is part of a region that features an unparalleled labor force of 643,000 workers. This high productivity of our workforce is one reason global companies invest in ICR Iowa and the City of Marion. Reach Higher. Achieve More. In business and in life.

## Education

### Education Levels



### Education Attainment 2024



Source: ESRI®, 2024