

Source: ESRI®, 2024

Population Overview

Population 2024:	1,574
Population 2025:	1,622
Female Population 2024:	798
Male Population 2024:	777
Diversity Index:	24.2

Population By Race

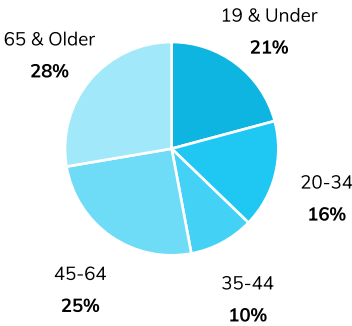
White:	92%
Hispanic or Latino:	6%
Two or More Races:	4%
Some Other Race:	2%
Asian:	1%
American Indian:	1%
Black or African American:	Below 1%
Native Hawaiian or Pacific Islander:	Below 1%

Workforce

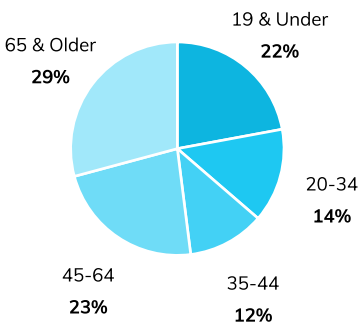
Total Workforce:	891
Employed:	99%
Unemployed:	1%

Population

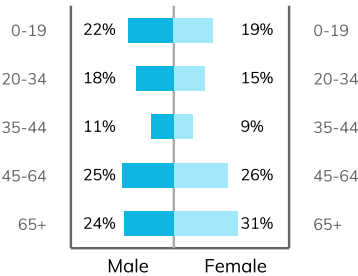
Population By Age 2024



Population By Age 2025




Age & Gender 2024




Median Age 2024




Households



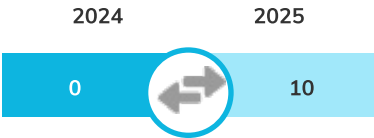
Total Families



Average Daily Commute



Net Migration



Housing Overview


2024 Median Home Value:	\$95,053
2025 Median Home Value:	\$100,926
2024 Total Housing Units:	809
2024 Owner Occupied Units:	534
2024 Renter Occupied Units:	176
2024 Vacant Units:	99
2025 Total Housing Units:	835
2025 Owner Occupied Units:	566
2025 Renter Occupied Units:	176
2025 Vacant Units:	100

Employment by Industry


Health Care/Social Assistance:	148
Retail Trade:	117
Educational Services:	80
Construction:	77
Public Administration:	73
Agriculture/Forestry/Fishing/Hunting:	63
Manufacturing:	59
Transportation/Warehousing:	53
Other Services:	43
Wholesale Trade:	36
Accommodation/Food Services:	35
Utilities:	24
Finance/Insurance:	24
Information:	15
Admin/Support/Waste Management Services:	10
Real Estate/Rental/Leasing:	8
Arts/Entertainment/Recreation:	8
Professional/Scientific/Tech Services:	7
Mining/Quarrying/Oil & Gas Extraction:	2
Management of Companies/Enterprises:	0

Income


Median Household Income



Average Household Income



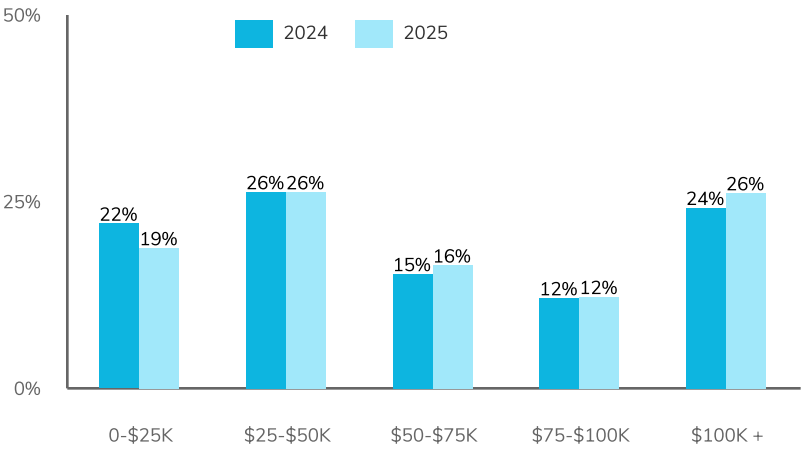
Per Capita Income



Income Growth

Per Capita Income Annual Growth Rate	2.17%
Median Household Income Annual Growth Rate	1.4%

Household Income Distribution



Description

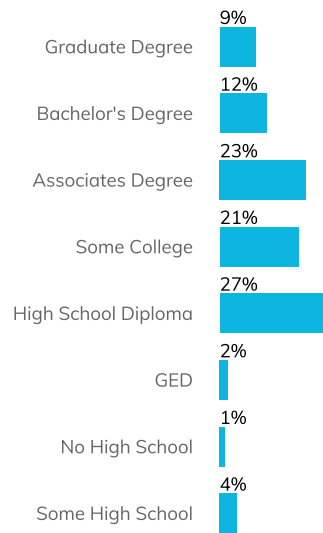
Neligh, the county seat of Antelope County, is located in Elkhorn River Valley in the northeast section of Nebraska. U.S. Highway 275 and State Highway 14 pass through the city. Neligh is 35 miles from Norfolk, 150 miles northwest of Omaha, and 152 miles northwest of Lincoln.

Education

Education Levels

Graduate Degree	109
Bachelor's Degree	143
High School Diploma	313

Education Attainment 2024



Source: ESRI®, 2024