

# Olympia Fields

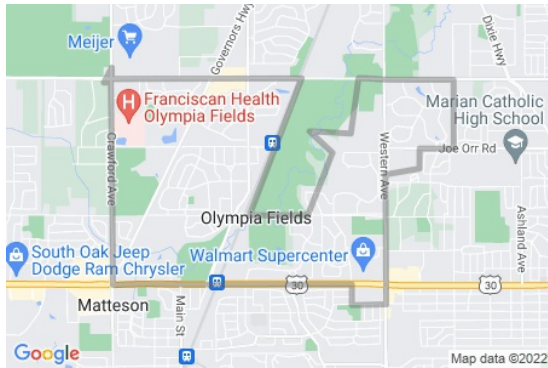
County: Cook

Village of Olympia Fields

708-503-8000 | volfields1@comcast.net



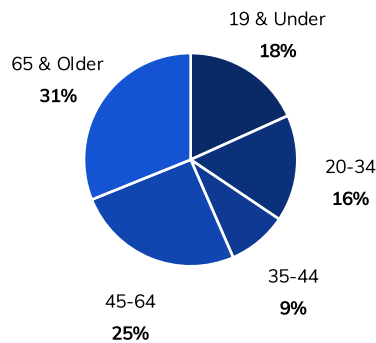
Illinois  
Department of Commerce  
& Economic Opportunity



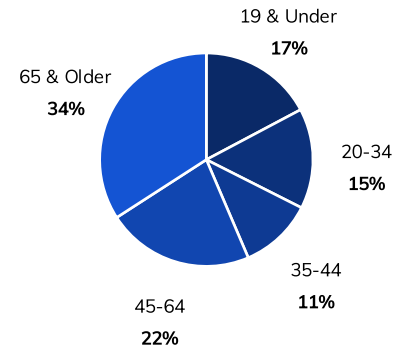
Source: ESRI®, 2022

## Population

### Population By Age 2022



### Population By Age 2025



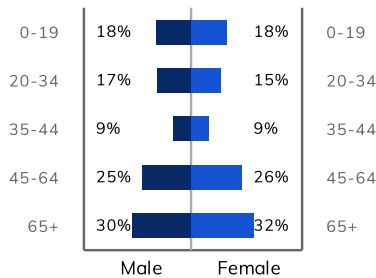
## Population Overview

Population 2022:	4,762
Population 2025:	4,660
Female Population 2022:	2,585
Male Population 2022:	2,179
Diversity Index:	55.1

## Population By Race

Black or African American:	65%
White:	28%
Hispanic or Latino:	5%
Asian:	3%
Two or More Races:	3%
Some Other Race:	2%
American Indian:	Below 1%
Native Hawaiian or Pacific Islander:	Below 1%

## Age & Gender 2022



## Median Age 2022



## Households



## Total Families



## Workforce

Total Workforce:	2,354
Employed:	90%
Unemployed:	10%

## Average Daily Commute



## Net Migration



## Housing Overview


2022 Median Home Value:	\$254,186
2025 Median Home Value:	\$313,404
2022 Total Housing Units:	2,052
2022 Owner Occupied Units:	1,505
2022 Renter Occupied Units:	385
2022 Vacant Units:	162
2025 Total Housing Units:	2,052
2025 Owner Occupied Units:	1,478
2025 Renter Occupied Units:	385
2025 Vacant Units:	201

## Employment by Industry


Health Care/Social Assistance:	286
Educational Services:	261
Transportation/Warehousing:	237
Professional/Scientific/Tech Services:	233
Manufacturing:	186
Retail Trade:	157
Other Services:	134
Finance/Insurance:	98
Admin/Support/Waste Management Services:	95
Public Administration:	94
Construction:	89
Utilities:	88
Information:	66
Accommodation/Food Services:	42
Real Estate/Rental/Leasing:	29
Wholesale Trade:	15
Arts/Entertainment/Recreation:	9
Agriculture/Forestry/Fishing/Hunting:	0
Mining/Quarrying/Oil & Gas Extraction:	0
Management of Companies/Enterprises:	0

## Income


### Median Household Income



### Average Household Income



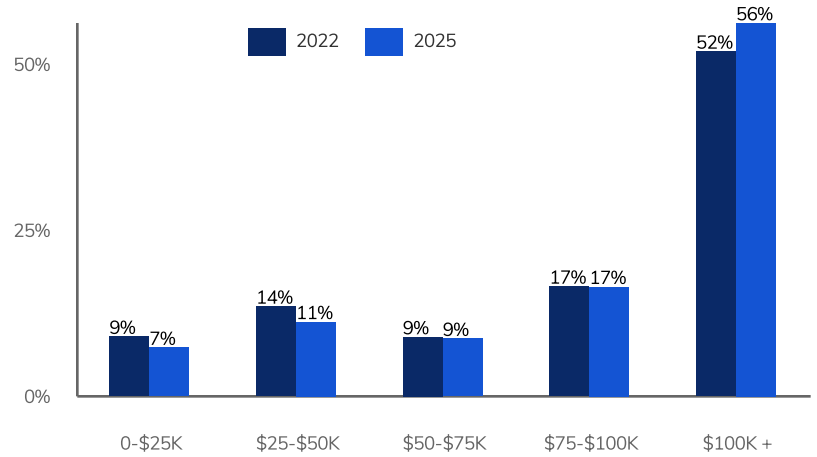
### Per Capita Income



### Income Growth

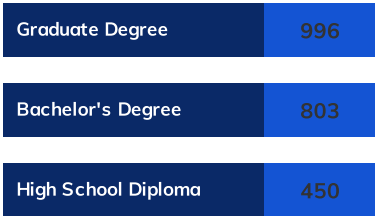
Per Capita Income Annual Growth Rate	2.2%
Median Household Income Annual Growth Rate	1.33%

## Household Income Distribution

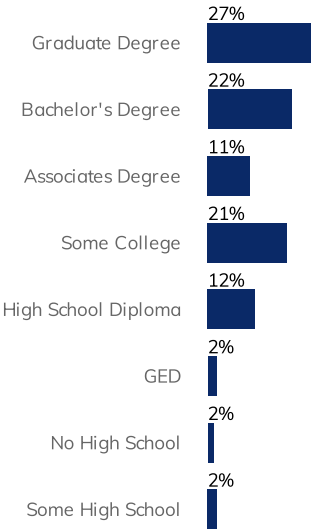


# Education

## Education Levels



## Education Attainment 2022



Source: ESRI®, 2022