



Source: ESRI®, 2024

Population Overview

Population 2024:	20,137
Population 2025:	19,656
Female Population 2024:	10,050
Male Population 2024:	10,087
Diversity Index:	8.3

Population By Race

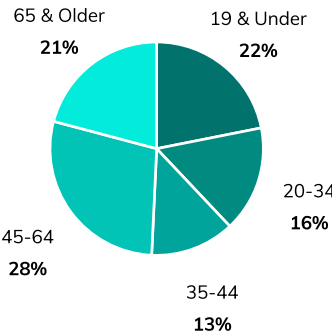
White:	97%
Two or More Races:	3%
Hispanic or Latino:	1%
Black or African American:	Below 1%
Some Other Race:	Below 1%
Asian:	Below 1%
American Indian:	Below 1%
Native Hawaiian or Pacific Islander:	Below 1%

Workforce

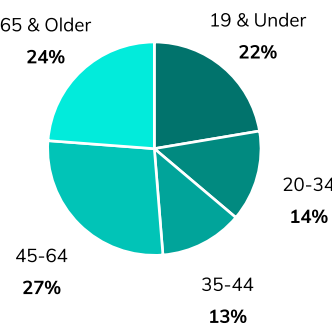
Total Workforce:	8,253
Employed:	97%
Unemployed:	3%

Population

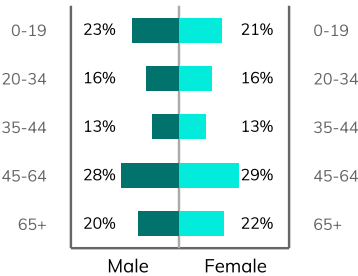
Population By Age 2024




Population By Age 2025




Age & Gender 2024




Median Age 2024



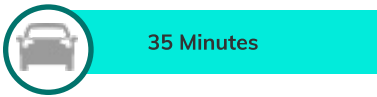
Households



Total Families



Average Daily Commute



Net Migration



Housing Overview


2024 Median Home Value:	\$105,307
2025 Median Home Value:	\$133,333
2024 Total Housing Units:	9,449
2024 Owner Occupied Units:	6,348
2024 Renter Occupied Units:	1,718
2024 Vacant Units:	1,383
2025 Total Housing Units:	9,230
2025 Owner Occupied Units:	6,242
2025 Renter Occupied Units:	1,718
2025 Vacant Units:	1,369

Employment by Industry


Health Care/Social Assistance:	1,355
Retail Trade:	1,122
Construction:	883
Educational Services:	760
Transportation/Warehousing:	582
Manufacturing:	502
Public Administration:	462
Accommodation/Food Services:	456
Other Services:	445
Finance/Insurance:	333
Mining/Quarrying/Oil & Gas Extraction:	280
Professional/Scientific/Tech Services:	170
Wholesale Trade:	153
Admin/Support/Waste Management Services:	148
Utilities:	132
Real Estate/Rental/Leasing:	102
Arts/Entertainment/Recreation:	86
Information:	30
Agriculture/Forestry/Fishing/Hunting:	1
Management of Companies/Enterprises:	0

Income


Median Household Income



Average Household Income



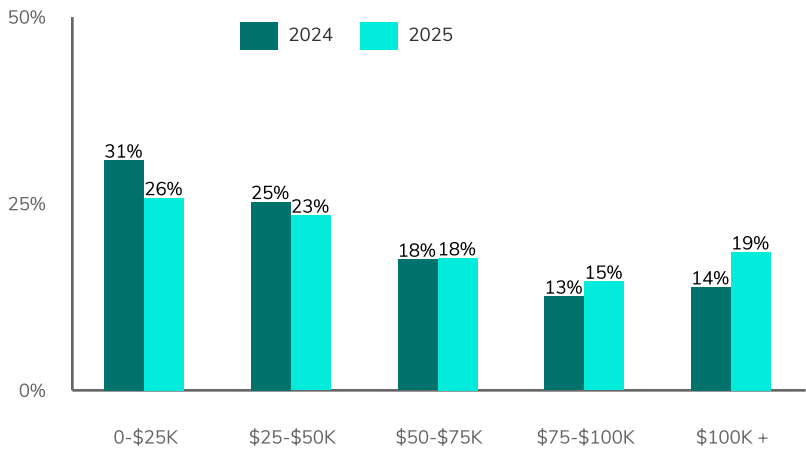
Per Capita Income



Income Growth


Per Capita Income Annual Growth Rate	3.16%
Median Household Income Annual Growth Rate	3.75%

Household Income Distribution

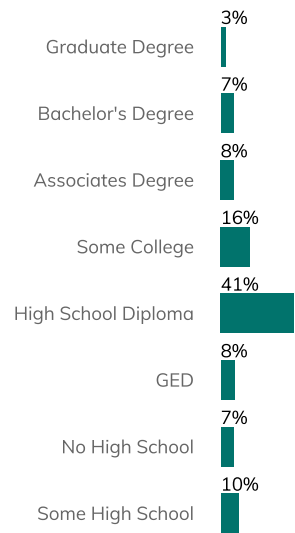


Education

Education Levels



Education Attainment 2024



Source: ESRI®, 2024