



Source: ESRI®, 2024

Population Overview

Population 2024:	57,603
Population 2025:	57,583
Female Population 2024:	29,237
Male Population 2024:	28,366
Diversity Index:	16.4

Population By Race

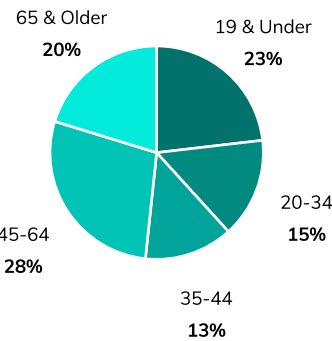
White:	93%
Two or More Races:	4%
Hispanic or Latino:	1%
Black or African American:	1%
Asian:	1%
Some Other Race:	1%
American Indian:	Below 1%
Native Hawaiian or Pacific Islander:	Below 1%

Workforce

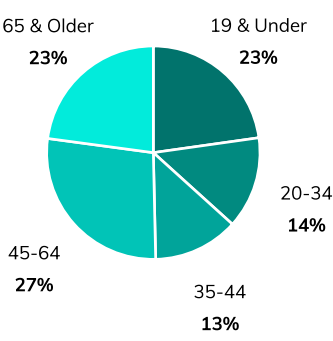
Total Workforce:	28,131
Employed:	98%
Unemployed:	2%

Population

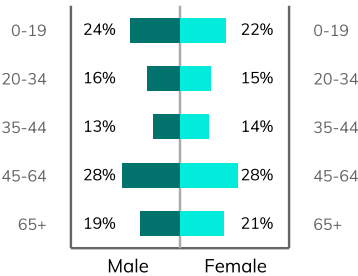
Population By Age 2024




Population By Age 2025




Age & Gender 2024




Median Age 2024




Households




Total Families



Average Daily Commute



Net Migration



Housing Overview


2024 Median Home Value:	\$208,519
2025 Median Home Value:	\$246,488
2024 Total Housing Units:	24,963
2024 Owner Occupied Units:	18,871
2024 Renter Occupied Units:	4,167
2024 Vacant Units:	1,925
2025 Total Housing Units:	25,020
2025 Owner Occupied Units:	18,998
2025 Renter Occupied Units:	4,167
2025 Vacant Units:	1,932

Employment by Industry


Health Care/Social Assistance:	4,674
Retail Trade:	3,785
Manufacturing:	2,763
Educational Services:	2,205
Construction:	2,149
Public Administration:	2,092
Accommodation/Food Services:	1,586
Transportation/Warehousing:	1,471
Other Services:	1,359
Professional/Scientific/Tech Services:	1,287
Finance/Insurance:	1,053
Utilities:	914
Wholesale Trade:	658
Admin/Support/Waste Management Services:	494
Arts/Entertainment/Recreation:	386
Real Estate/Rental/Leasing:	374
Information:	312
Mining/Quarrying/Oil & Gas Extraction:	98
Management of Companies/Enterprises:	36
Agriculture/Forestry/Fishing/Hunting:	9

Income


Median Household Income



Average Household Income



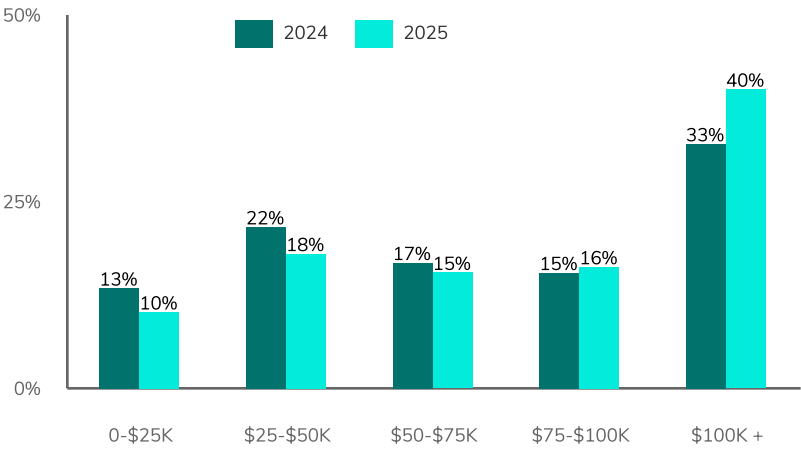
Per Capita Income



Income Growth


Per Capita Income Annual Growth Rate	3.13%
Median Household Income Annual Growth Rate	3.04%

Household Income Distribution

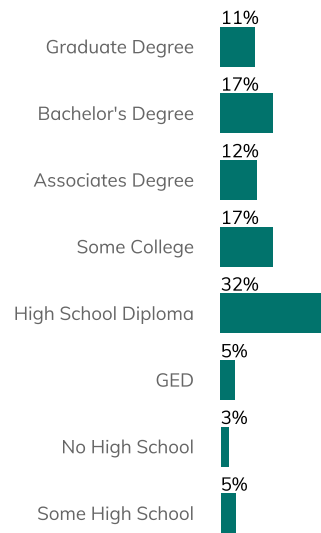


Education

Education Levels



Education Attainment 2024



Source: ESRI®, 2024