

Source: ESRI®, 2024

Population Overview

| | |
|-------------------------|--------|
| Population 2024: | 38,260 |
| Population 2025: | 37,343 |
| Female Population 2024: | 19,492 |
| Male Population 2024: | 18,768 |
| Diversity Index: | 10.1 |

Population By Race

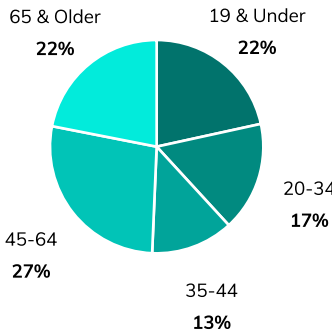
| | |
|--------------------------------------|----------|
| White: | 96% |
| Two or More Races: | 3% |
| Hispanic or Latino: | 1% |
| Black or African American: | Below 1% |
| Some Other Race: | Below 1% |
| Asian: | Below 1% |
| American Indian: | Below 1% |
| Native Hawaiian or Pacific Islander: | Below 1% |

Workforce

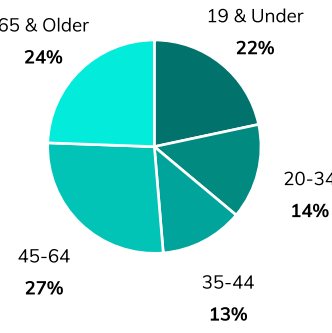
| | |
|------------------|--------|
| Total Workforce: | 16,141 |
| Employed: | 96% |
| Unemployed: | 4% |

Population

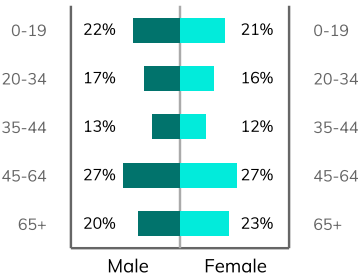
Population By Age 2024




Population By Age 2025




Age & Gender 2024




Median Age 2024




Households




Total Families



Average Daily Commute



Net Migration



Housing Overview


| | |
|-----------------------------|-----------|
| 2024 Median Home Value: | \$131,077 |
| 2025 Median Home Value: | \$165,833 |
| 2024 Total Housing Units: | 18,056 |
| 2024 Owner Occupied Units: | 11,693 |
| 2024 Renter Occupied Units: | 4,130 |
| 2024 Vacant Units: | 2,233 |
| 2025 Total Housing Units: | 17,788 |
| 2025 Owner Occupied Units: | 11,571 |
| 2025 Renter Occupied Units: | 4,130 |
| 2025 Vacant Units: | 2,293 |

Employment by Industry


| | |
|--|-------|
| Health Care/Social Assistance: | 3,572 |
| Retail Trade: | 2,194 |
| Transportation/Warehousing: | 1,536 |
| Manufacturing: | 1,443 |
| Educational Services: | 1,244 |
| Construction: | 940 |
| Accommodation/Food Services: | 897 |
| Public Administration: | 736 |
| Other Services: | 611 |
| Admin/Support/Waste Management Services: | 544 |
| Professional/Scientific/Tech Services: | 477 |
| Wholesale Trade: | 276 |
| Utilities: | 214 |
| Real Estate/Rental/Leasing: | 212 |
| Finance/Insurance: | 200 |
| Mining/Quarrying/Oil & Gas Extraction: | 182 |
| Arts/Entertainment/Recreation: | 131 |
| Information: | 95 |
| Agriculture/Forestry/Fishing/Hunting: | 14 |
| Management of Companies/Enterprises: | 0 |

Income


Median Household Income



Average Household Income



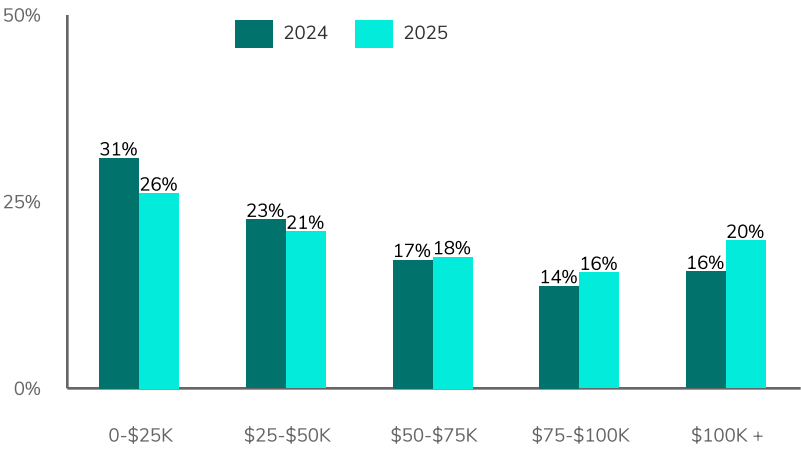
Per Capita Income



Income Growth


| | |
|--|-------|
| Per Capita Income Annual Growth Rate | 3.21% |
| Median Household Income Annual Growth Rate | 3.33% |

Household Income Distribution

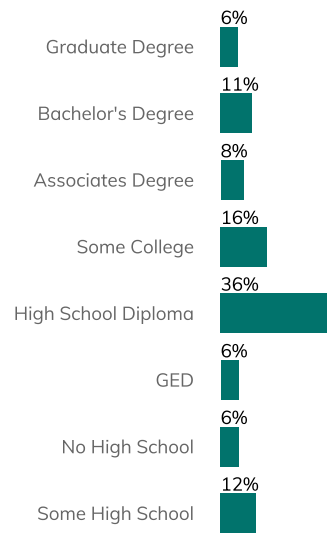


Education

Education Levels



Education Attainment 2024



Source: ESRI®, 2024