

Riverside Industrial Center Bldg. 1  
200 NW Business Park Ln, Suite 208 | Riverside, MO | US | Platte County  
Available SF: 18,000 | Lease Rate: \$4.5



Building Type:	Industrial
Available SF:	18,000
Total SF:	18,000
Ceiling Peak:	18 Ft.
Lease Rate:	\$4.5
Last Updated:	Dec 13, 2024

Economic Development Contact

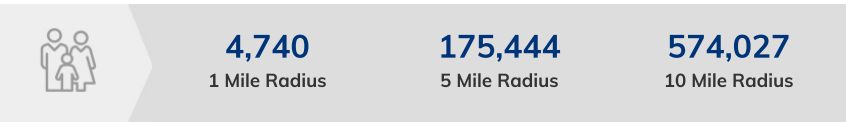
Tina Chace  
Platte County EDC  
11724 NW Plaza Circle Dr  
Kansas City, MO 64153  
(816) 270-2109 | tchace@plattecountyedc.com

Mike Duffy  
Mike Duffy  
Riverside, MO 64150  
(816) 372-9017 | mduffy@cityofriversidemo.com

Realtor/Owner Contact

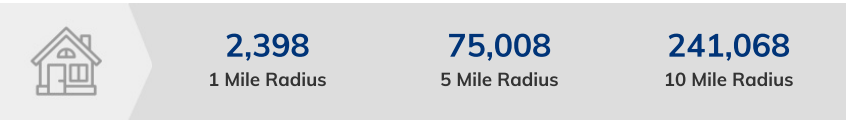
Hagen Vogel  
| hvogel@blockllc.com

Population



Source: ESRI®, 2024

Households



Source: ESRI®, 2024

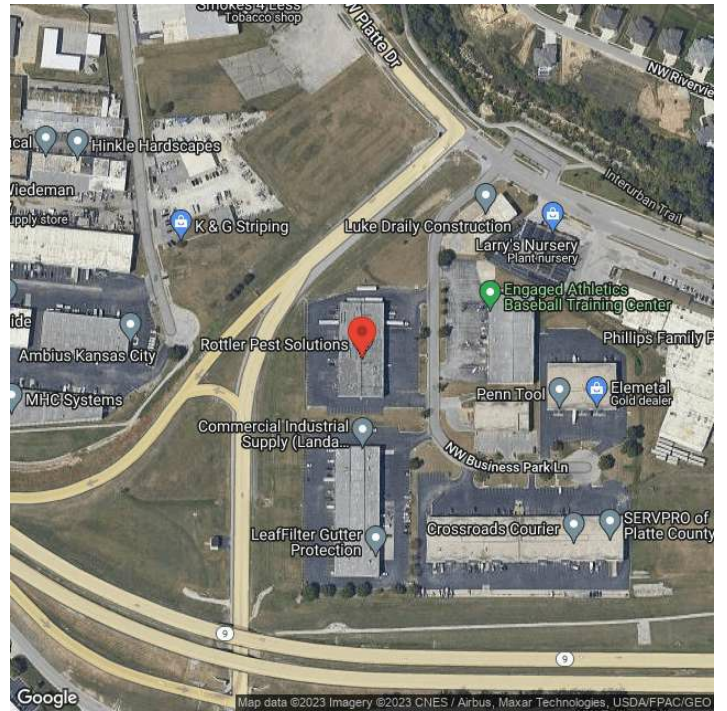
Transportation

Rail Served: No  
Rail Accessible: No  
Rail Infrastructure in Place: Unknown

Utilities

Electric: Ameren, Evergy

## Property Images



Allison Schultz | Marketing & Public Relations Manager | Platte County Economic Development Council  
PO Box 14173 | Kansas City, MO 64152 | (816) 270-2109 | [aschultz@plattecountyedc.com](mailto:aschultz@plattecountyedc.com)