



Building Type:	Warehouse & Distribution, Commercial
Available SF:	10,000
Total SF:	12,600
Number of Stories:	2
Ceiling Peak:	12 Ft.
Zoning:	Retail
Construction Type:	Metal or Steel
Lease Rate Note:	Negotiable
Last Updated:	Aug 12, 2024

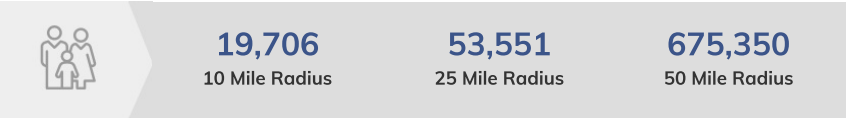
Realtor/Owner Contact

Gary Aide  
304-645-2415 | garyaide@suddenlinkmail.com

Property and Area Description

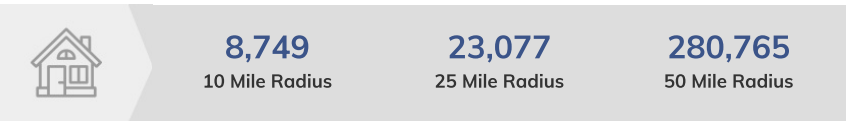
Features: • 10,000 sf • Loading Dock • Electric operated garage door • Walk in door • Fork lift approved • 12'-3" minimum ceiling height to 14'-9" maximum • Heat available • Fork lift approved • High road visibility • Plenty of parking • Next to medical and primary schools • Center anchored by Kroger- the largest full line grocery store in a 4 county, 2 state region

Population



Source: ESRI®, 2024

Households



Source: ESRI®, 2024

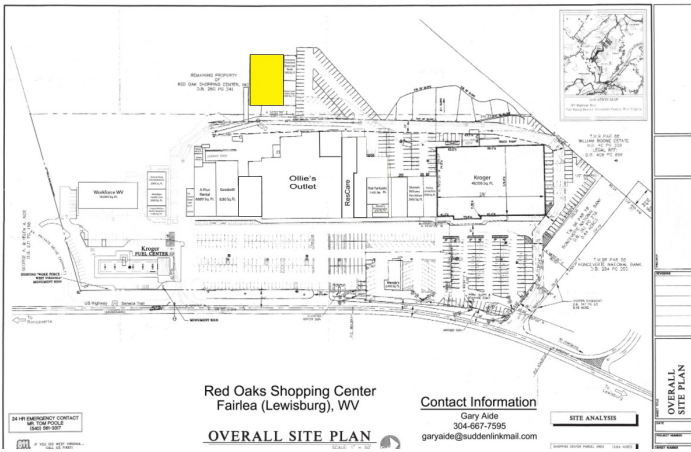
Transportation

**Nearest Interstate:** I-64 (4.5 mi.)  
**Ingress/Egress Notes:** Easy ingress and egress with three entrance and exit areas to the shopping center from Rt. 219.  
**Nearest Airport:** Greenbrier Valley Airport (LWB) (7.9 mi.)  
**Nearest Commercial Airport:** Greenbrier Valley Airport (LWB) (7.9 mi.)  
**Rail Served:** No  
**Rail Served By:** Unknown  
**Rail Accessible:** No  
**Rail Infrastructure in Place:** No

Utilities

**Electric:** Mon Power - A FirstEnergy Company  
**Water:** City of Lewisburg  
**Sewer:** Greenbrier Public Service District #1  
**Telecommunications:** Optimum

Property Images



Ruthana Beezley | Greenbrier Valley Economic Development Corp  
804 Industrial Park, Suite 5 | Maxwelton, WV 24957 | (304) 497-4300 | Rbeezley@gvedc.com