

1100 Pierce Street
1100 Pierce St, Suite n/a | Omaha, NE | US | Douglas County
Available SF: 35,000 | Lease Rate: \$5



Building Type:	Industrial
Available SF:	35,000
Total SF:	35,000
Number of Stories:	2
Ceiling Peak:	15 Ft.
Zoning:	CC-Community Commercial
Year Built:	1909
Lease Rate:	\$5
Last Updated:	Jun 2, 2025

Economic Development Contact

Angie Baber
Greater Omaha Economic Development Partnership
808 ConAgra Drive, Ste 400
Omaha, NE 68102
| ababer@selectgreateromaha.com

Realtor/Owner Contact

Eric Wieseler

Property and Area Description

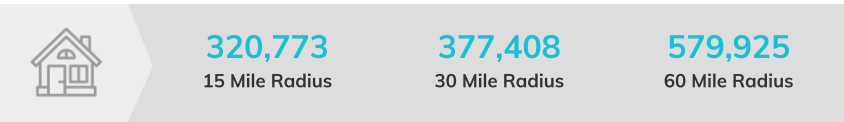
Easy access to CBD, Council Bluffs, Interstate 80 & Interstate 480

Population



Source: ESRI®, 2024

Households






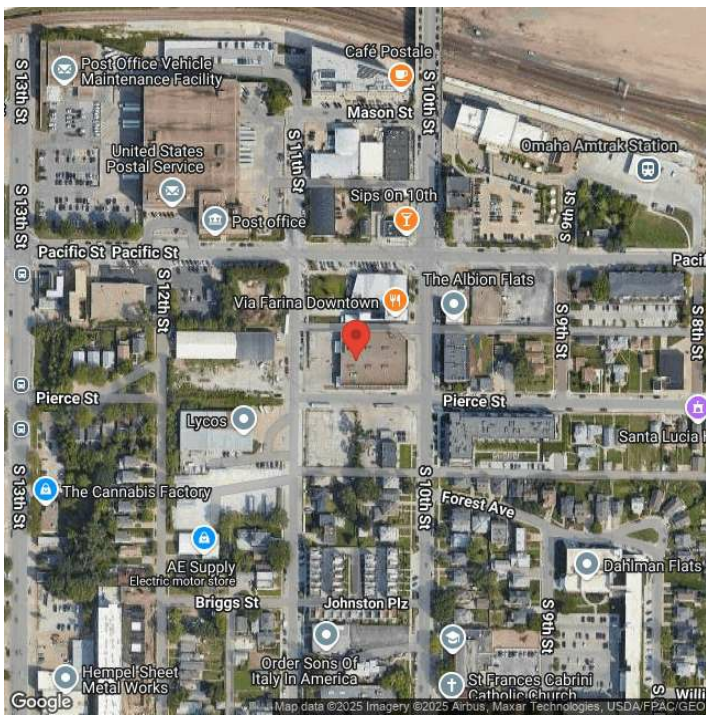
Source: ESRI®, 2024

Transportation

Rail Served: Yes
Rail Served By: Union Pacific Railroad
Rail Accessible: Yes
Rail Infrastructure in Place: Unknown
Rail Contact: Darren Wisniski
Rail Contact Phone: 402-672-1983
Rail Contact Email: djwisnis@up.com

Property Images





Angie Baber | Director, Economic Development | Greater Omaha Economic Development Partnership
808 Conagra Dr. | Omaha, NE 68102 | ababer@selectgreateromaha.com