


3728 Market Street
3728 Market St | St. Louis, MO | US | St. Louis City County
Available SF: 40,903 | Lease Rate: \$5



Building Type:	Industrial
Available SF:	40,903
Total SF:	40,903
Lease Rate:	\$5
Last Updated:	May 21, 2025

Economic Development Contact

Shavette Wayne-Jones
St. Louis Development Corporation
1520 Market, Suite 2000
St. Louis, MO 63103
(314) 657-3457 | waynes@stlouis-mo.gov

Realtor/Owner Contact

Brian Bush
| brian.bush@cbre.com

Property and Area Description

+/-40,903 SF Warehouse Available for Sublease + 40,903 SF available + 2,776 office/showroom + 22' clear height + 17 docks with edge of dock levelers + 1-12'w x 14'h ramped drive-in + Primarily 31'3" x 28'6" column spacing +LED warehouse lighting with motion sensors + 5 dedicated trailer stalls + 10 dedicated car parking spaces + HVLS fans + Gas fired + infrared warehouse heating + 480 Volt 3-Phase electrical service + Sublease expiration: 7/31/2030 + NEW reduced sublease rate: \$5.00/SF Gross (excludes utilities) Located at I-64 & Vandeventer Ave with Building Signage Along I-64

Population

	17,046 1 Mile Radius	150,702 3 Mile Radius	319,334 5 Mile Radius
--	-------------------------	--------------------------	--------------------------

Source: ESRI®, 2024

Households

	7,785 1 Mile Radius	76,900 3 Mile Radius	154,048 5 Mile Radius
--	------------------------	-------------------------	--------------------------

Source: ESRI®, 2024

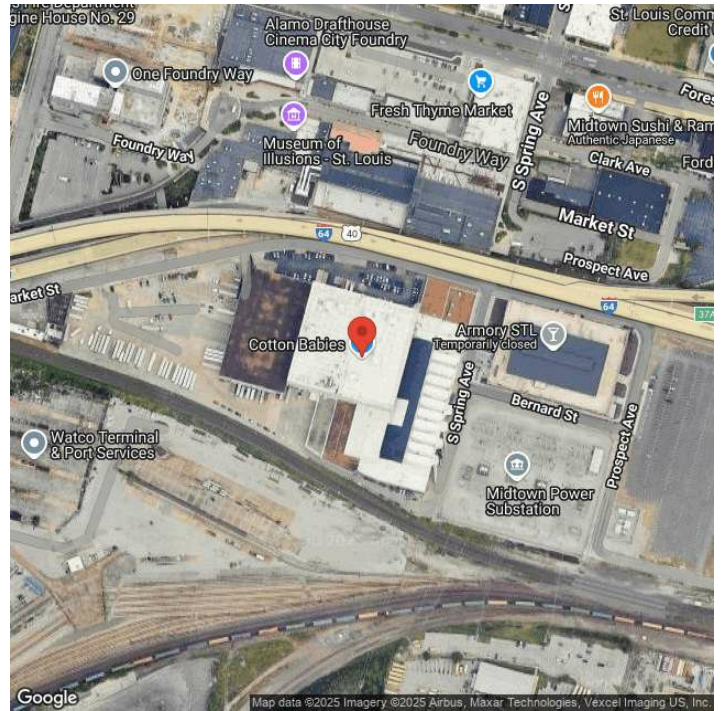

Transportation

Rail Served: Yes
Rail Served By: Union Pacific Railroad
Rail Accessible: Yes
Rail Infrastructure in Place: Unknown
Rail Contact: Kate M. Betsworth
Rail Contact Phone: 402-544-3237
Rail Contact Email: kmbetswo@up.com

Utilities

Electric: Ameren

Property Images



Zinnia Ron-Ferguson | Data Analyst Project Manager | St. Louis Economic Development Partnership
120 S. Central Ave. | St. Louis, MO 63105 | (314) 874-2557 | zron-ferguson@stlpartnership.com