


Cornell Industrial Park

Highway 27 and 64 | Cornell , WI | US | Chippewa County

Available Acres: 28 |



Cornell

WISCONSIN


Airport Industrial Park

Cornell is a small but progressive community located in the northwestern part of Chippewa County at the confluence of the scenic Chippewa and Fishar rivers. It is 115 miles from Minneapolis/St. Paul and 45 miles from Eau Claire.

The new Cornell Airport Industrial Park has over 100 acres of land in Chippewa County. It is a mixed-use park uniquely located on the Cornell Municipal Airport property. These sites feature direct access to STH 64 and STH 27 which connects to STH 29, a four-lane freeway connecting to I-94 and STH 53.

Reasons to come to Chippewa County:

- It contains 60% of the manufacturing companies in the Chippewa Valley.
- Only designated plastic hub in western Wisconsin
- Part of the I-94 Technology Zone Program, securing nearly \$2 million for high-tech companies.
- Tax Incremental Financing is available.




Location
Highway 27 and 64
Cornell, Wisconsin

Acres Available in Chippewa County
100 Acres

Zoning
Heavy Industrial

Utilities
Electrical: Municipal
Gas: Wisconsin Gas Company
Water: Municipal
Sanitary Sewer: Municipal

Telecommunications
SBC Wisconsin
Fiber Optic Cable



For more information on Airport Industrial Park, please contact:
Chippewa County Economic Development Corporation
770 Scheidler Road Suite 3 • Chippewa Falls, WI 54729
Phone: 715-723-7150 or 800-797-9976 • Fax: 715-723-7140
Web Site: www.chippewa-wi.com • E-mail: ccedc@chippewa-wi.com

Zoning:	Industrial-Light
Topography:	Level
Setting:	Mixed-Use Business Park
Within City Limits:	Unknown
Last Updated:	Feb 6, 2019

Economic Development Contact


Chippewa County Economic Development Corporation

770 Scheidler Road Suite 3

Chippewa Falls, WI 54729

(715) 723-7150 | ccedc@chippewa-wi.com

Population

	6,798 10 Mile Radius	51,389 20 Mile Radius	149,202 30 Mile Radius
---	--------------------------------	---------------------------------	----------------------------------

Source: ESRI®, 2024

Households

	2,815 10 Mile Radius	20,497 20 Mile Radius	61,510 30 Mile Radius
---	--------------------------------	---------------------------------	---------------------------------

Source: ESRI®, 2024

Transportation

Nearest Highway: Highway 29 (10.00 mi.)

Nearest Interstate: I-94 (0.00 mi.)

Nearest Airport: Cornell Municipal Airport (2.00 mi.)

Nearest Commercial Airport: Minneapolis (110.00 mi.)

Rail Served: Yes

Rail Served By: Other

Rail Infrastructure in Place: Unknown


Utilities

Natural Gas: Wisconsin Gas Company

Water: Municipal

Sewer: Municipal

Property Images



Cornell^{WISCONSIN} Airport Industrial Park


Cornell is a small but progressive community located in the northwestern part of Chippewa County at the confluence of the scenic Chippewa and Fisher rivers. It is 115 miles from Minneapolis/St. Paul and 45 miles from Eau Claire.

The new Cornell Airport Industrial Park has over 100 acres of land in Chippewa County. It is a mixed-use park uniquely located on the Cornell Municipal Airport property. These sites feature direct access to STH 64 and STH 27 which connects to STH 29, a four-lane freeway connecting to I-94 and STH 53.

Reasons to come to Chippewa County:

- It contains 60% of the manufacturing companies in the Chippewa Valley.
- Only designated plastic hub in western Wisconsin.
- Part of the I-94 Technology Zone Program, securing nearly \$2 million for high-tech companies.
- Tax Incremental Financing is available.





Location
Highway 27 and 64
Cornell, Wisconsin

Acres Available in Chippewa County
100 Acres

Zoning
Heavy Industrial

Utilities
Electrical: Municipal
Gas: Wisconsin Gas Company
Water: Municipal
Sanitary Sewer: Municipal

Telecommunications
SBC Wisconsin
Fiber Optic Cable

For more information on Airport Industrial Park, please contact:
Chippewa County Economic Development Corporation
770 Scheidler Road #3 • Chippewa Falls, WI 54729
Phone: 715-723-7150 or 800-797-9976 • Fax: 715-723-7140
Web Site: www.chippewa-wi.com • E-mail: ccedc@chippewa-wi.com